



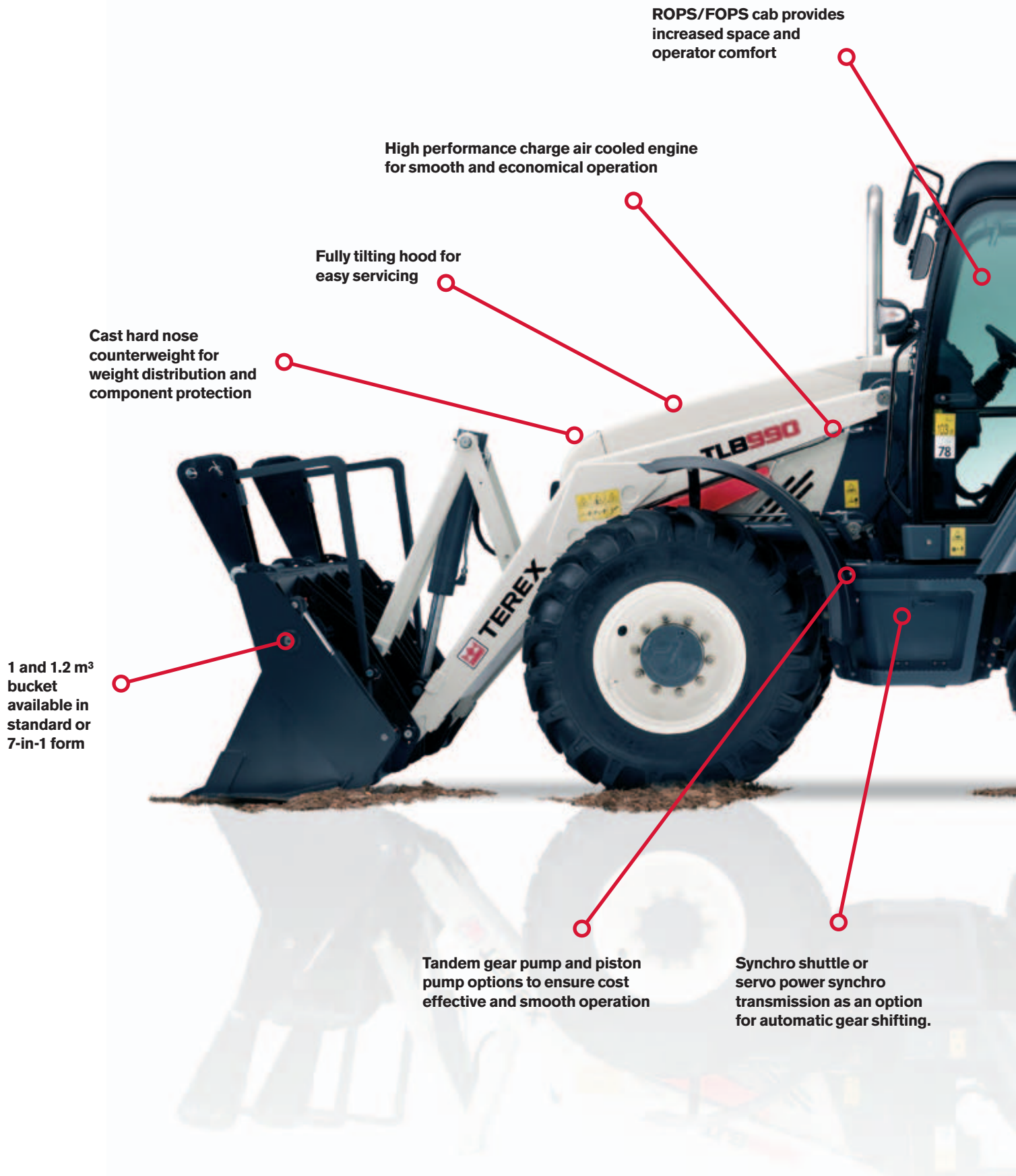
THE **T4i** TEREX® TLB990
BACKHOE LOADER

VERSATILITY IN MOTION



WORKS FOR YOU.™

DESIGNED TO DELIVER



ROPS/FOPS cab provides increased space and operator comfort

High performance charge air cooled engine for smooth and economical operation

Fully tilting hood for easy servicing

Cast hard nose counterweight for weight distribution and component protection

1 and 1.2 m³ bucket available in standard or 7-in-1 form

Tandem gear pump and piston pump options to ensure cost effective and smooth operation

Synchro shuttle or servo power synchro transmission as an option for automatic gear shifting.

THE T4i TEREX® TLB990 BACKHOE LOADER

Opening rear quarter windows for improved ventilation and right-angle trenching visibility

Up and over rear window for excellent ventilation

Curved boom for closer loading into trucks and greater obstacle clearance

Externally adjustable dipperstick wear pads for easy servicing and replacement

New slew system provides high torque for easier backfilling and slewing uphill

Externally adjustable stabiliser wear pads for easy servicing and replacement

SPECIFICATIONS

ENGINE (STAGE IIIB/TIER 4i)

Perkins 1204E-E44TA – Wastage turbocharger – Charge air cooling – Torque rise 39% – Electronic fuel injection	
Cylinders	4
Capacity	4.4 L (269 in³)
Rated speed	2200 rpm
Gross power @ 2200 rpm cert. rating to UN/ECE R120	74.5 kW (100 hp*)
Derived net rating @ 2200 rpm to ISO/80/1269/EC	69.9 kW* (93.7 hp*)
Max Torque @ 1400 rpm UN/ECE R120 ISO 80/1269/EC	450 Nm* (332 lbf.ft*) 423 Nm* (312 lbf.ft*)

* Nominal Non-certified Values

ELECTRICS

Wiring and connectors meet IP69 standard	
Maintenance free battery	
12 volt negative ground	
Battery Isolator	
Jump start posts	
120 amp alternator	
Blade type fuses	
110 A/hr single battery with 920 CCA - EN Standard	
170 A/hr dual batteries with 1600 CCA - EN Standard	

CAPACITIES

	Ltrs (gals)
Fuel tank	140 (30.8)
Engine coolant	16.0 (3.5)
Engine oil (including filter)	8.5 (1.9)
Servo Power Synchro Transmission	15.0 (3.3)
Rear axle (including final drives)	14.5 (3.19)
Front axle (including final drives)	7.5 (1.65)
Rear reduction axle (each)	1.5 (0.33)
Front reduction axle (each)	1.0 (0.22)
Hydraulic tank	92.0 (20.4)

AXLES AND BRAKES

Outboard planetary final drives for easier servicing Foot operated differential lock with 100% lockup 16° front axle oscillation to maintain maximum ground contact and traction Self equalizing and self adjusting Internal wet disc parking brake Selectable 2 or 4 wheel braking		
Axle Ratings	Max Static Loading	Max Dynamic Loading
Front kN (lb)	225 (50582)	90 (20233)
Rear kN (lb)	275 (61822)	105 (23605)

OPERATING WEIGHTS

Base Machine Weight (8428 Kg)	
Add/Delete	
7 in 1 multi-purpose (1.2m³)	+ 337 kg (743 lbs)
7 in 1 multi-purpose fork kit	+ 150 kg (330 lbs)
Deep Dig Dipper	+ 235 kg (584 lbs)
ROPS Frame	- 150 kg (330 lbs)

Base operating weight includes cab, standard loader bucket, standard dipper stick, 600 mm bucket, full fuel tank and 75 kg operator.

TRANSMISSION

– 4 speed Servo Power Synchro – Automatic and manual shifting in all 4 gears – Push button kickdown and kick up in 1st and 2nd gear – Auto drop down from 4th to 3rd and back – Single stage torque convertor with 3.01:1 stall ratio		
Tyres	Front: Rear:	16.9 x 24 16.9 x 24
Travel Speeds		
Forward		
1st	Km/h (mph)	6.2 (3.8)
2nd	Km/h (mph)	10.0 (6.2)
3rd	Km/h (mph)	21.7 (13.5)
4th	Km/h (mph)	39.5 (27.1)
Reverse		
1st	Km/h (mph)	6.2 (3.8)
2nd	Km/h (mph)	10.0 (6.2)
3rd	Km/h (mph)	21.7 (13.5)

TURNING CIRCLES

	Over Tyres	Over Bucket
2 wheel steer	11.4 m	13.1 m
4 wheel steer	7.3 m	9.3 m
With brake	6.7 m	8.8 m

TYRES

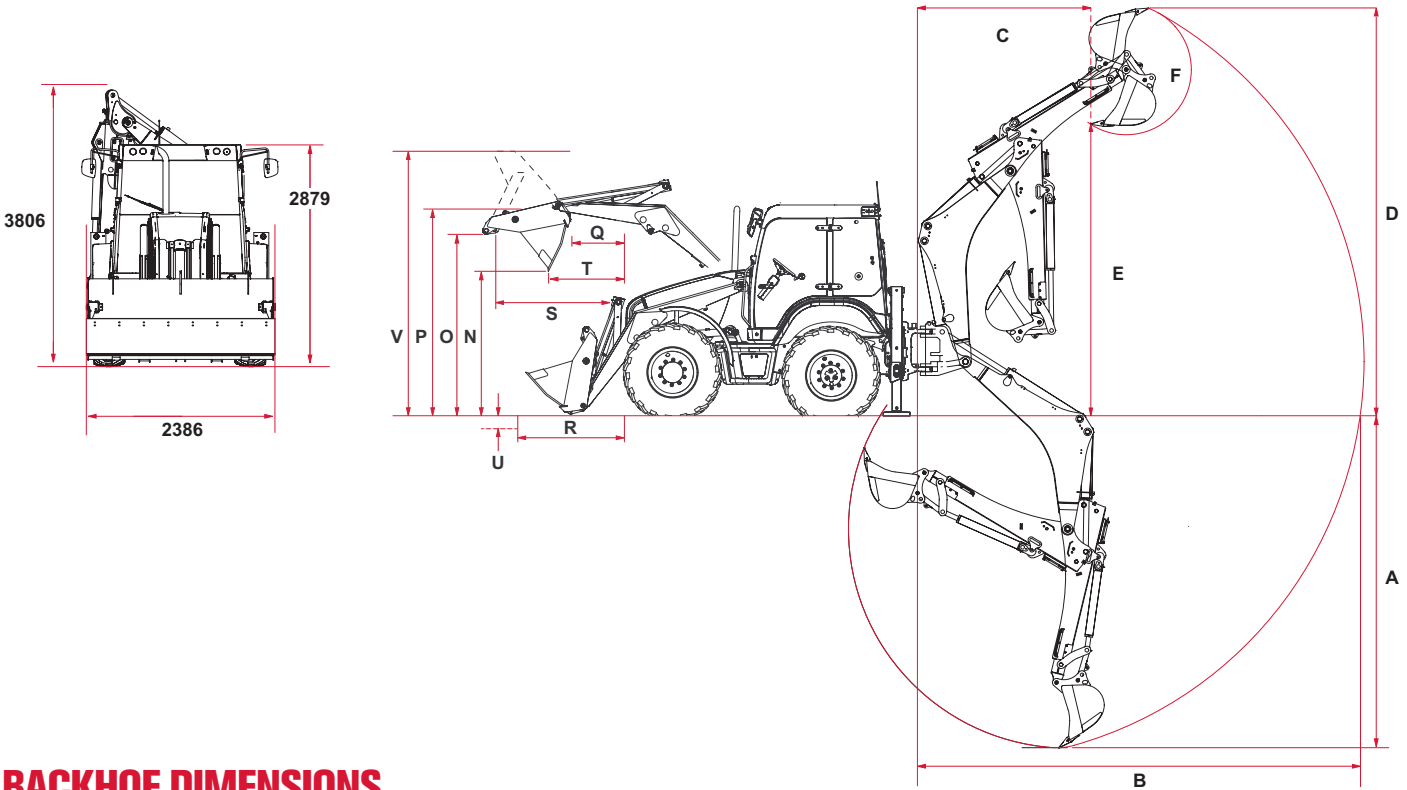
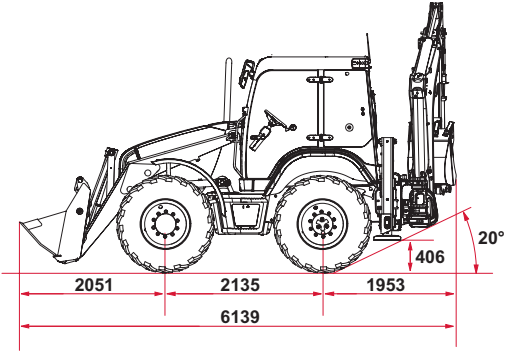
Michelin 440/80 R24 TL 161A8/161B IND XMCL
Michelin 440/80-24 TL 168A8 Power CL
Goodyear 440/80 R24 IND R4 IT530 Radial
Nokian 440/80 R24
Continental 445/70 R24 MPT70
Mitas 16.9 x 24 12P TI-04 IND

HYDRAULIC SYSTEM

– Tandem Gear Pumps with unloader valve on mechanical excavator control – Variable piston pump on servo excavator control – Closed centre control valves – Automatic or manually activated pump flows – Power Boost to match digging power and speed to application – External oil level gauge – Removable oil cooler – 125 micron suction strainer – 10 micron return line filter	
Main pump flow @ 2200 rpm L/min(gpm)	80 (17.7)
Secondary pump flow @ 2200 rpm L/min(gpm)	80 (17.7)
Single variable piston pump @ 2200 rpm L/min(gpm)	152 (33.4)
System main relief setting bar (psi)	250 (3625)
Unloader settings bar (psi) (Gear pump only)	207 (3000)

LOADER DIMENSIONS

	Standard / 7 in 1 Bucket mm (ft)
N. Dump clearance – at 45°	2906 (9'6")
O. Loadover height	3425 (11'3")
P. Hinge pin height	3671 (12'0")
Q. Pin forward reach	315 (1'0")
R. Reach at ground	1451 (4'9")
S. Max. reach at full height	1186 (3'11")
T. Reach at full height – at 45°	731 (2'5")
U. Dig depth	100 (4")
Rollback at ground	50°
Max. dump angle fully raised	47°
V. Overall operating height	4738 (15'6")



BACKHOE DIMENSIONS

Standard Dipper – mm (ft)		Deep Dig Dipper – mm (ft)	
		Retracted	Extended
A. Dig depth	Maximum SAE	4442 (14'7")	5642 (18'6")
	2 ft Flat Bottom SAE	4392 (14'5")	5556 (18'3")
B. Reach - ground level to slew		5877 (19'3")	6950 (22'10")
C. Loading reach		2274 (7'6")	3293 (10'10")
D. Operating height		5509 (18'1")	6199 (20'4")
E. Loading height SAE		3855 (12'8")	4545 (14'11")
	Max dumping height	3791 (12'5")	4480 (14'8")
F. Bucket rotation degrees	Speed	197	197
	Power	166	166
Total sideshift		1178 (3'10")	1178 (3'10")
Stabiliser spread		2115 (6'11")	2115 (6'11")
Max. levelling angle degrees		8	8

SPECIFICATIONS

BACKHOE PERFORMANCE

	Standard Dipper		Deep Dig Dipper			
			Retracted		Extended	
	Standard Bucket	HD Bucket	Standard Bucket	HD Bucket	Standard Bucket	HD Bucket
Max slew torque kNm	27.8		27.8		27.8	
Dipper tearout kN (lbf) (SAE J49 Standard)	41.1 (9240)	41.1 (9240)	41.1 (9240)	41.1 (9240)	29 (6519)	29 (6519)
Bucket tearout kN (lbf) (SAE J49 Standard)	Speed Dig	60.3 (13556)	60.3 (13556)	60.3 (13556)	60.3 (13556)	60.3 (13556)
	Power Dig	–	67.8 (15242)	–	67.8 (15242)	67.8 (15242)

LOADER PERFORMANCE

	Standard Bucket	7 in 1 Bucket
Bucket breakout kN (lbf)	55.4 (12454)	53.7 (12072)
Arms breakout kN (lbf)	51.1 (11487)	47.8 (10746)
Rated operating capacity (ISO 14397) (lb)	3503 kg (7722)	3166 kg (6980)
Hydraulic lift capacity to full height (lb)	3966 kg (8744)	3629 kg (8000)

Loader specifications are stated in accordance with ISO 14397 and EN474 Part 4.

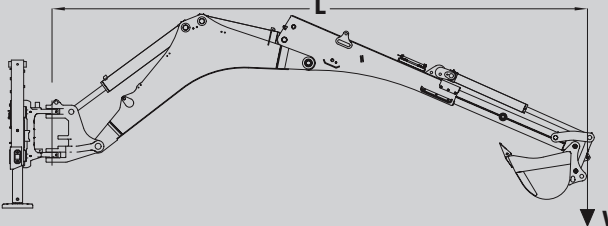
PALLET FORKS

(Standard / 7 in 1 buckets)

Fork length	mm (ft)	1067 (3'6")
Section width	mm (ins)	80 (3")
Assembly weight	kg (lb)	150 (330)
Max. operating height	mm (ft)	3153 (10'4")
Reach at ground level	mm (ft)	2660 (8'9")
Reach at full height	mm (ft)	2251 (7'5")
S.W.L. at 500 mm load centre	kg (lb)	1000 (2204)

SIDESHIFT BACKHOE

Load Chart for Extending Dipperstick using boom cylinder for object handling



W kg	L	3.2 m	4.1 m	4.7 m	5.2 m	5.8 m	6.1 m
		1106	1033	931	846	743	717
		1038	578	417	334	265	255
		442	213	127	83	50	48

Backhoe Configuration (Top to Bottom)

- Centrally located 'over end' lift capacity (within 45° either side of the machine centreline)
- Centrally located lift capacity through the full swing arc
- Fully offset lift capacity through the full swing arc

Note

- Standard 600 mm (24") bucket fitted, for larger buckets subtract difference in weight from stated lift capacity
- Figures stated are rated capacities, and are the lower of either the rated hydraulic lift capacity, or rated tipping load
- Figures in bold print are stability limited figures

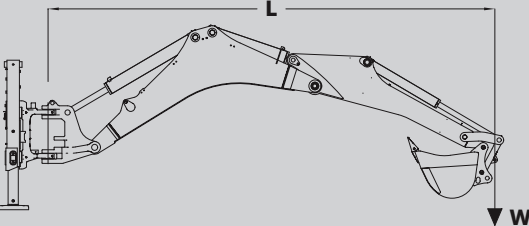
BACKHOE BUCKETS

Bucket	Width mm (ins)	Capacity m³ (ft³)	Weight Kg (lbs)
Standard trenching	305 (12)	0.074 (2.62)	99 (218)
	450 (18)	0.120 (4.25)	114 (251)
	600 (24)	0.177 (6.26)	136 (300)
	750 (30)	0.236 (8.32)	157 (346)
Heavy duty	900 (36)	0.296 (10.44)	178 (392)
	305 (12)	0.084 (2.96)	112 (247)
	450 (18)	0.140 (4.96)	128 (282)
	600 (24)	0.203 (7.15)	152 (335)
Ditch cleaning	750 (30)	0.266 (9.38)	174 (383)
	900 (36)	0.330 (11.66)	198 (436)
	1500 (60)	0.262 (9.2)	180 (397)
	1800 (72)	0.317 (11.2)	204 (450)
Trapezoidal	1200 (48)	0.258 (9.1)	146 (322)

LOADER BUCKETS

		Standard Bucket	7 in 1 Bucket
Width	mm (ft)	2386 (7'8")	2386 (7'8")
Capacity	m³ (yd³)	1.2 (1.57)	1.2 (1.57)
Weight	Kg (lbs)	430 (948)	767 (1691)

Load Chart for Standard Dipperstick using boom cylinder for object handling



W kg	L	3.2 m	3.8 m	4.3 m	4.6 m	5.0 m
		1368	1366	1221	1126	1052
		1214	820	658	576	524
		614	414	327	284	262

STANDARD AND OPTIONAL EQUIPMENT

NOTE: Standard and Optional equipment can vary by territory

ENGINE (STAGE IIIB/TIER 4i)

Perkins 1204E-E44TA
Wastegate turbo and charge air cooled
Electric fuel pump
Electronic fuel injection
Auto Idle
4 Glow plug starting aid
Horizontal spin on oil filter
Primary fuel filter with water separator
Vertical element secondary fuel filter
In line fuel filter
500 hour service period
Oil to water internal plate oil cooler
Engine gradeability fore/aft and side/ side 30°
Anti-freeze rated to -37° C
Coolant header tank
Alternator and fan drive by polygroove belt with auto tensioner
Gear driven water pump
Puller type 9 bladed cooling fan
Dual element Powercore air cleaner
Stainless steel aftertreatment and exhaust stack
OPTION: Fan guard

DRIVELINE

Direction control with neutral safety interlock
Servo power synchro transmission 4F/3R speeds
Column mounted rotational control lever
Automatic up and down shifting
Auto change down 4/3 and back
Kick down 2/1 and Kick up 1/2
Torque Convertor stall ratio 3.01:1
Removable transmission oil cooler
Vertical element oil filter
Foot operated electro/hydraulic differential lock
Outboard Planetary final drive axles
Large capacity inboard oil immersed disc brakes <ul style="list-style-type: none"> • 3 Kevlar friction discs (222 mm dia) per side • Total friction area per side 1070 cm² (166 in²)
Brakes self adjusting and self equalising
Dual brake pedals with combined or independent use
Internal wet disc parking brake <ul style="list-style-type: none"> • Max Parking Slope (unladen) 1:2 • Max Parking Slope (laden) 1:2.5
Hydrostatic steering with emergency manual operation.
4WD standard
Selectable 2 and 4 wheel braking in all gears
Selectable 2WD and 4WD

CAB

ROPS/FOPS conform to ISO 3471/3449
Self cleaning footsteps and large grab handles
Internal rear view mirror
Folding external rear view mirrors
2 cup holders
Coat hook
Tilt and Telescopic steering wheel
Front and rear horn
Seat storage for operators manual
2 in (51 mm) retractable seat belt
3 auxiliary 12 volt outlets
Cab with 2 door access
Partial door locking
Opening rear quarter windows with internal operation
Full depth up and over rear window
Laminated windscreen
Tinted toughened safety glass
Front and rear screen washers and wipers
Standard fabric seat with mechanical suspension
Heater (7.37 kW)
Lockable chilled storage box
Digital clock
Cell phone holder with power plug
Pre installation of wiring for radio
Internal noise level 78 dB(a)
12 audible and visual warning lamps
Engine hour meter
4 rear work lights
3 Gauges for engine oil temperature, fuel and rpm
2 external power sockets for beacon
CAB OPTIONS: <ul style="list-style-type: none"> • Air conditioning (7.6 kW cooling) • Automatic Temperature Control • Premium high back seat, heated with air suspension • 3 in seat belt • Speedometer

LOADER

Hydro-Mechanical self levelling
Multifunctional control lever
Single bucket cylinder
Bucket cylinder cushioning
Return to dig
Float position with positive hold
Bucket level indicator
Integral Loader arm safety bar
Standard bucket 1.2 m ³ with lifting eye
7 in 1 bucket 1.2 m ³ with lifting eye
Bucket teeth or bolt on reversible cutting edge
7 in 1 bucket operation by thumb slider control
OPTIONS: <ul style="list-style-type: none"> • Pallet forks with safe working load of 1000 kgs • 3rd hydraulic line with standard bucket • Hose burst valves • Ride control • Bucket tooth guard • Mechanical or hydraulic quick attach

BACKHOE

Curved style boom
Standard dipperstick
Inner slide "Deep Dig" dipperstick
Externally adjustable lubrication free wear pads (8)
Electro/hydraulic dual transport lock
Externally adjustable stabiliser wear pads
SAE/ISO/Diagonal 2 lever controls
Standard trenching buckets with reversible side cutters
OPTIONS: <ul style="list-style-type: none"> • Stabiliser lock out valves • Boom and Dipper hose burst valves • Hydraulic and Mechanical quick attach • Two auxiliary circuits with single and double acting operation • HD buckets with power and speed positions • Object handling kit • Quick release rubber street pads

GENERAL POINTS

Heavy duty chassis construction
Lockable side mounted toolbox
Fully tilting engine hood
Front hard nose counterweight
Lifting eyes and Tie downs (2 front and rear)
Tandem gear pump hydraulics with mechanically operated Backhoe controls
Variable flow hydraulics with pilot operated Backhoe controls
Pilot controls with constant flow feature
OPTIONS: <ul style="list-style-type: none"> • Reverse Warning Alarm • Front Fenders • Premium Brand Tyres

www.terex.com/construction

Effective Date: May 2014. Product specifications and prices are subject to change without notice or obligation. The photographs and/or drawings in this document are for illustrative purposes only. Refer to the appropriate Operator's Manual for instructions on the proper use of this equipment. Failure to follow the appropriate Operator's Manual when using our equipment or to otherwise act irresponsibly may result in serious injury or death. The only warranty applicable to our equipment is the standard written warranty applicable to the particular product and sale and Terex makes no other warranty, express or implied. Terex, the Terex Crown design and Works For You are trademarks of Terex Corporation or its subsidiaries. All rights are reserved. All other trademarks are property of their respective owners.
© 2014 Terex Construction.

Central Boulevard, ProLogis Park,
Coventry, England CV6 4BX
Tel +44 (0) 2476 339400



WORKS FOR YOU.™